


**BILLIRI LOCAL GOVERNMENT COUNCIL,  
GOMBE STATE**



**UMARU B.  
KINAFI & CO.  
CERTIFIED  
NATIONAL  
ACCOUNTANTS.**

**AUDITED FINANCIAL  
STATEMENTS FOR THE YEAR  
ENDED 31ST DECEMBER,  
2018.**

## TABLE OF CONTENTS

Table of Contents	-	-	-	-	-	-	-	-	1
Corporate Information	-	-	-	-	-	-	-	-	2
Statement of Responsibility for the Financial Statements	-	-	-	-	-	-	-	-	3
Audit Opinion -	-	-	-	-	-	-	-	-	4
Cash Flow Statement	-	-	-	-	-	-	-	-	5
Statement of Financial Position	-	-	-	-	-	-	-	-	6
Statement of Income and Expenditure	-	-	-	-	-	-	-	-	7
Statement of Consolidated Revenue Fund	-	-	-	-	-	-	-	-	8
Statement of Capital Development Fund -	-	-	-	-	-	-	-	-	9
Statement of Accounting Policies -	-	-	-	-	-	-	-	-	10
Notes to the Financial Statements -	-	-	-	-	-	-	-	-	11

## CORPORATE INFORMATION

### **COUNCIL MEMBERS**

- |     |                             |   |                            |
|-----|-----------------------------|---|----------------------------|
| 1.  | Hon. Lawining D. Farouk     | - | Executive Chairman         |
| 2.  | Hon. Margret Modi           | - | Deputy Chairman            |
| 3.  | Hon. Jimmy Hussaini         | - | Councilor                  |
| 4.  | Hon. Danbaki J. Labbo       | - | Councilor                  |
| 5.  | Hon. Williams Captain Labbo | - | Councilor                  |
| 6.  | Hon. Anthony Eristo         | - | Sup. Councilor Agric & Nat |
| 7.  | Hon. Danis Danladi          | - | Councilor                  |
| 8.  | Hon. Joshua Borkono         | - | Councilor                  |
| 9.  | Hon. Joshua Borkono         | - | Councilor                  |
| 10. | Hon. Abubakar A. Usman      | - | Councilor                  |
| 11. | Hon. Alfayo Effions         | - | Sup. Councilor             |
| 12. | Hon. Jedekiah Uthaba        | - | Sup. Councilor W & H       |

### **HEADS OF DEPARTMENT**

- |    |                            |   |                  |
|----|----------------------------|---|------------------|
| 1. | Alh. Mohammed K. Abdullahi | - | Secretary        |
| 2. | Alh. Inuwa Abubakar Umar   | - | Deputy Secretary |
| 3. | Alh. Musa Garba Kwami      | - | Treasurer        |
| 4. | Mr. Absolom K. Kwami       | - | HOD Agric        |
| 5. | Mr. Ewan Bayo              | - | HOD PHCC         |
| 6. | Bukar B. Goje              | - | HOD Works        |
| 7. | Alh. Ibrahim Puma          | - | HOD ESD          |

### **BANKERS:-**

Unity Bank Plc  
Zenith Bank Plc

### **AUDITORS**

#### **UMARU B. KINAFI & CO.**

(Certified National Accountants).


Suite No. 1 Goodluck Ebele Jonathan Road,  
Opposite MTN Office Buba Shongo Quarters,  
Gombe, Gombe State.

## STATEMENT OF RESPONSIBILITY FOR THE FINANCIAL STATEMENTS

The Financial Statements set out in pages **5 to 9** for the year ended 31<sup>st</sup> December, 2018 have been prepared in accordance with the provisions of the Finance (Control and Management) Act 1958 as amended, International Public Sector Accounting Standards - IPSAS - Cash Basis, and Financial Memoranda (FM) as well as Generally Accepted Accounting Practice. IPSAS one (1) - provides for the fair presentation of Statement of Financial Position, Statement of Financial Performance, Statement of Cash Flows, and Notes to the Financial Statements. Statements of Consolidated Revenue Fund and Capital Development Fund are provided as additional presentation.

To fulfil accounting and reporting responsibilities of the Treasurer, I ensured the establishment and maintenance of a system of internal controls designed to provide reasonable assurance that the financial statements are free from material misstatement, whether due to fraud or error. The accounting estimates are reasonable and appropriate accounting policies set out in pages **10** were applied. The financial statements have been prepared to meet the information needs of a wide range of users (general purpose financial statements). As a result, the Financial Statements represent a fair presentation of Billiri Local Government and of its Financial Performance and Cash flows and its operations for the year ended 31<sup>st</sup> December, 2018.

The responsibility for the preparation of the Financial Statements rests entirely with the Treasury Department of the Local Government Council.




18/3/2019

**Treasurer**  
**Billiri Local Government Council**



18/3/2019

**Treasurer**  
**Billiri Local Government Council**



HEAD OFFICE: Suite No. 1 Goodluck Obembe Odehion Road  
 Opposite MTN Office Boko Shogo Porters, Gombe,  
 P.O. Box 1167 Gombe State  
 GS: 08023832078 0805354978 083287978  
 ABUJA LAISO Office Suite C 1, Apo P.O. District  
 Opposite High Church Goma Abjo  
 Email: info@omaco.com

(CERTIFIED NATIONAL ACCOUNTANTS & TAX PRACTITIONERS)

**INDEPENDENT AUDITORS REPORT TO THE COUNCIL MEMBERS OF BIRIRI LOCAL GOVERNMENT COUNCIL, GOMBE STATE.**

We have audited the financial statements in accordance with the provisions of the Companies and Allied Matters Act (CAMA) 2004 and the Companies (Accounts) Regulations 2011 for the period ending 31st December 2018 and the period 5-9 weeks ending 10th February 2019.

**Respective Responsibilities of the Council and Auditors**

In accordance with the Nigerian Consociation, the Financial Management, the Council is responsible for the preparation and presentation of the financial statements. It is also responsible for the design, implementation and maintenance of internal control systems. The auditors' responsibility is to express an opinion on the financial statements based on the audit conducted in accordance with the standards of the Institute of Chartered Accountants of Nigeria (ICAN).

**Basis of Opinion**

The Council has provided the auditors with the necessary information and access to all records and documents. The auditors have conducted the audit in accordance with the International Standards on Auditing (ISA) issued by the International Federation of Accountants (IFAC) and the Auditing Standards issued by the Institute of Chartered Accountants of Nigeria (ICAN). The auditors have also conducted the audit in accordance with the Auditing Standards issued by the Institute of Chartered Accountants of Nigeria (ICAN).

The Council has provided the auditors with the necessary information and access to all records and documents. The auditors have conducted the audit in accordance with the International Standards on Auditing (ISA) issued by the International Federation of Accountants (IFAC) and the Auditing Standards issued by the Institute of Chartered Accountants of Nigeria (ICAN). The auditors have also conducted the audit in accordance with the Auditing Standards issued by the Institute of Chartered Accountants of Nigeria (ICAN).

**Opinion**

In our opinion, the Council has prepared the financial statements in accordance with the provisions of the Companies and Allied Matters Act (CAMA) 2004 and the Companies (Accounts) Regulations 2011. The financial statements give a true and fair view of the financial position and performance of the Council for the period ending 31st December 2018 and the period 5-9 weeks ending 10th February 2019.

**SIGNATURE: Umaru B. Kinafa**  
**UMARU BUBA KINAF & CO. FCNA, FCT CPA (NIGERIA)**  
**MANAGING PARTNER**  
**FRC/2012/ANAN/0000000120**

**FOR UMARU B. KINAF & CO**  
**CERTIFIED NATIONAL ACCOUNTANTS**  
**GOMBE, NIGERIA.**



**- MARCH 2019**




**UMARU B. KINAF & Co. Ltd. 11, 12, 13, 14, 15, 16, 17, 18, 19, 20, 21, 22, 23, 24, 25, 26, 27, 28, 29, 30, 31, 32, 33, 34, 35, 36, 37, 38, 39, 40, 41, 42, 43, 44, 45, 46, 47, 48, 49, 50, 51, 52, 53, 54, 55, 56, 57, 58, 59, 60, 61, 62, 63, 64, 65, 66, 67, 68, 69, 70, 71, 72, 73, 74, 75, 76, 77, 78, 79, 80, 81, 82, 83, 84, 85, 86, 87, 88, 89, 90, 91, 92, 93, 94, 95, 96, 97, 98, 99, 100**

**BILLIRI LOCAL GOVERNMENT COUNCIL,  
GOMBE STATE  
CASH FLOW STATEMENT FOR THE YEAR ENDED DECEMBER 31, 2018**

	<b>2018</b>	<b>2017</b>
	<b>₦</b>	<b>₦</b>
<b>Operating Activities</b>		
<b>Receipts</b>		
Statutory Revenue	2,466,918,457.14	1,839,761,498.81
Independent Revenue	31,726,800.00	23,917,500.00
<b>Total Receipts</b>	<b><u>2,498,645,257.14</u></b>	<b><u>1,863,678,998.81</u></b>
<b>Payments</b>		
Personnel Cost	(634,524,704.88)	(656,083,616.10)
Social Benefits	-	-
Overhead Cost	(371,851,277.23)	(156,167,984.67)
Loans and Advances	-	-
Grants and Contributions	(884,149,535.86)	(787,453,654.37)
Subsidies	(47,448,463.64)	(4,318,000.00)
Transfers to Other Funds	-	-
<b>Total Payments</b>	<b><u>(1,937,973,981.61)</u></b>	<b><u>(1,604,023,255.15)</u></b>
<b>Net Cash flow from Operating Activities</b>	<b><u>560,671,275.53</u></b>	<b><u>259,655,743.66</u></b>
<b>Investing Activities</b>		
Purchase of Fixed Assets	(184,371,122.24)	(41,782,811.24)
Construction/Provision of Fixed Assets	(213,319,481.82)	(34,780,700.00)
Rehabilitation/Repairs of Fixed Assets	(9,757,377.81)	(38,566,520.00)
Preservation of the Environment	-	-
Acquisition of Non Tangible Assets	(1,790,763.64)	(16,214,900.00)
<b>Net Cash Flow from Investing Activities</b>	<b><u>(409,238,745.51)</u></b>	<b><u>(131,344,931.24)</u></b>
<b>Financing Activities</b>		
Proceeds from Aids and Grants	-	-
Proceeds from External Loans	-	-
Proceeds from Internal Loans	-	90,909,090.91
Proceeds from Other Capital Receipts	-	-
Repayment of Loans	(156,699,607.90)	(211,759,856.21)
<b>Net Cash Flow from Financing Activities</b>	<b><u>(156,699,607.90)</u></b>	<b><u>(120,850,765.30)</u></b>
<b>Net Surplus/(Deficit) for the Year</b>	<b><u>(5,267,077.88)</u></b>	<b><u>7,460,047.12</u></b>
Add: Opening Balance	7,479,699.55	19,652.43
<b>Closing Cash Balance</b>	<b><u>2,212,621.67</u></b>	<b><u>7,479,699.55</u></b>

**BILLIRI LOCAL GOVERNMENT COUNCIL,  
GOMBE STATE  
STATEMENT OF FINANCIAL POSITION AS AT DECEMBER 31, 2018**

	NOTES	2018 ₦	2017 ₦
<b>ASSETS</b>			
Cash and Bank Balances	21	<u>2,212,621.67</u>	<u>7,479,699.55</u>
<b>TOTAL ASSETS</b>		<b><u>2,212,621.67</u></b>	<b><u>7,479,699.55</u></b>
<b>LIABILITIES</b>			
Public Funds	29	<u>2,212,621.67</u>	<u>7,479,699.55</u>
<b>TOTAL LIABILITIES</b>		<b><u>2,212,621.67</u></b>	<b><u>7,479,699.55</u></b>

 18/3/2019

TREASURER

 18/3/2019

SECRETARY

 18/3/2019

EXECUTIVE CHAIRMAN

**BILLIRI LOCAL GOVERNMENT COUNCIL,  
GOMBE STATE  
STATEMENT OF INCOME AND EXPENDITURE FOR THE YEAR ENDED DECEMBER 31, 2018**

	NOTES	APPROVED BUDGET 2018	FINAL BUDGET 2018	ACTUAL 2018	VARIANCE	ACTUAL 2017
		₦	₦	₦	₦	₦
<b>OPENING BALANCE</b>				7,479,699.55		19,652.43
Add: Revenue						
<b>REVENUE</b>						
Statutory Revenue	1	3,004,289,239.00	3,004,289,239.00	2,466,918,457.14	(537,370,781.9)	1,839,761,498.81
Independent Revenue	2	178,872,549.00	178,872,549.00	31,726,800.00	(147,145,749.0)	23,917,500.00
Capital Receipts and Other Revenue Sources	3	-	-	-	-	90,909,090.91
<b>TOTAL REVENUE</b>		<b>3,183,161,788.00</b>	<b>3,183,161,788.00</b>	<b>2,498,645,257.14</b>	<b>(684,516,530.9)</b>	<b>1,954,588,089.72</b>
<b>TOTAL RECEIPTS</b>		<b>3,183,161,788.00</b>	<b>3,183,161,788.00</b>	<b>2,506,124,956.69</b>	<b>(684,516,530.9)</b>	<b>1,954,607,742.15</b>
<b>EXPENDITURE</b>						
Personnel Cost	10	618,132,655.00	645,132,655.00	634,524,704.88	10,607,950.1	656,083,616.10
Government Contribution to Pension	11	-	-	-	-	-
Social Benefits	12	-	-	-	-	-
Overhead Cost	13	841,516,083.00	632,396,147.46	371,851,277.23	260,544,870.2	156,167,984.67
Loans and Advances	14	-	-	-	-	-
Grants and Contributions	15	1,122,774,871.46	915,380,402.46	884,149,535.86	21,230,866.6	787,453,654.37
Subsidies	16	259,798,848.00	53,748,848.00	47,448,463.64	6,850,384.4	4,318,000.00
Public Debt Charges	17	164,314,926.00	160,314,926.00	156,699,607.90	3,615,318.1	211,759,856.21
<b>TOTAL OPERATING EXPENDITURE</b>		<b>3,006,537,383.46</b>	<b>2,406,972,978.93</b>	<b>2,094,673,589.51</b>	<b>302,849,389.4</b>	<b>1,815,783,111.36</b>
<b>BALANCE FOR THE PERIOD BEFORE CAPITAL EXPENDITURE</b>		<b>176,624,404.54</b>	<b>776,188,809.07</b>	<b>411,451,367.18</b>	<b>(987,365,920.3)</b>	<b>138,824,630.79</b>
<b>CAPITAL EXPENDITURE</b>						
Purchase of Fixed Assets	20A	130,000,000.00	326,500,000.00	184,371,122.24	142,128,877.8	41,782,811.24
Construction/Provision of Fixed Assets	20B	30,812,202.27	434,536,606.80	213,319,481.82	221,217,125.0	34,780,700.00
Rehabilitation/Repairs of Fixed Assets	20C	15,812,202.27	11,762,202.27	9,757,377.81	2,004,824.5	38,566,520.00
Preservation of the Environment	20D	-	-	-	-	-
Acquisition of Non Tangible Assets	20E	-	3,390,000.00	1,790,763.64	1,599,236.4	16,214,900.00
<b>TOTAL CAPITAL EXPENDITURE</b>		<b>176,624,404.54</b>	<b>776,188,809.07</b>	<b>409,238,745.51</b>	<b>366,950,063.6</b>	<b>131,344,931.24</b>
<b>TRANSFERS</b>						
Transfers to Other Funds	18A	-	-	-	-	-
Transfers - Payments to Individuals	18B	-	-	-	-	-
<b>TRANSFERS TOTAL</b>		<b>-</b>	<b>-</b>	<b>-</b>	<b>-</b>	<b>-</b>
<b>SURPLUS/(DEFICIT)</b>		<b>0.0</b>	<b>(0.0)</b>	<b>2,212,621.67</b>		<b>7,479,699.55</b>



**BILLIRI LOCAL GOVERNMENT COUNCIL,  
GOMBE STATE  
STATEMENT OF CONSOLIDATED REVENUE FUND FOR THE YEAR ENDED DECEMBER 31, 2018**

	NOTES	APPROVED BUDGET 2018	FINAL BUDGET 2018	ACTUAL 2018	VARIANCE	ACTUAL 2017
		₦	₦	₦	₦	₦
<b>OPENING BALANCE</b>		-	-	-	-	19,652.43
Add: Revenue						
<b>REVENUE</b>						
Statutory Revenue	1	3,004,289,239.00	3,004,289,239.00	2,466,918,457.14	(537,370,781.86)	1,839,761,498.81
Independent Revenue	2	178,872,549.00	178,872,549.00	31,726,800.00	(147,145,749.00)	23,917,500.00
<b>TOTAL REVENUE</b>		<u>3,183,161,788.00</u>	<u>3,183,161,788.00</u>	<u>2,498,645,257.14</u>	<u>(684,516,530.86)</u>	<u>1,863,698,651.24</u>
<b>EXPENDITURE</b>						
Personnel Cost	10	618,132,655.00	645,132,655.00	634,524,704.88	10,607,950.12	656,083,616.10
Government Contribution to Pension	11	-	-	-	-	-
Social Benefits	12	-	-	-	-	-
Overhead Cost	13	841,516,083.00	632,396,147.46	371,851,277.23	260,544,870.23	156,167,984.67
Loans and Advances	14	-	-	-	-	-
Grants and Contributions	15	1,122,774,871.46	915,380,402.46	884,149,535.86	21,230,866.61	787,453,654.37
Subsidies	16	259,798,848.00	53,748,848.00	47,448,463.64	6,850,384.36	4,318,000.00
Public Debt Charges	17	164,314,926.00	160,314,926.00	156,699,607.90	3,615,318.10	211,759,856.21
<b>TOTAL OPERATING EXPENDITURE</b>		<u>3,006,537,383.46</u>	<u>2,406,972,978.93</u>	<u>2,094,673,589.51</u>	<u>302,849,389.42</u>	<u>1,815,783,111.36</u>
<b>BALANCE FOR THE PERIOD BEFORE TRANSFERS</b>				<u>403,971,667.63</u>		<u>47,915,539.88</u>
<b>TRANSFERS</b>						
Transfer to Capital Development Fund				(403,971,667.63)		(47,915,539.88)
Transfer from Capital Development Fund		-	-	-	-	-
<b>TRANSFERS TOTAL</b>		<u>-</u>	<u>-</u>	<u>(403,971,667.63)</u>	<u>-</u>	<u>(47,915,539.88)</u>
<b>CLOSING BALANCE</b>		<u>-</u>	<u>-</u>	<u>-</u>	<u>-</u>	<u>-</u>

**BILLIRI LOCAL GOVERNMENT COUNCIL,  
GOMBE STATE**  
**STATEMENT OF CAPITAL DEVELOPMENT FUND FOR THE YEAR ENDED DECEMBER 31, 2018**

	NOTES	APPROVED BUDGET 2018	FINAL BUDGET 2018	ACTUAL 2018	VARIANCE	ACTUAL 2017
		₦	₦	₦	₦	₦
<b>OPENING BALANCE</b>		-	-	7,479,699.55	-	-
<b>Add: Revenue (Capital Receipts)</b>						
Transfer from Consolidated Revenue Fund		-	-	403,971,667.63	-	47,915,539.88
Capital Receipts and Other Revenue Sources	3	-	-	-	-	90,909,090.91
<b>CAPITAL RECEIPTS SUB-TOTAL</b>		-	-	<b>403,971,667.63</b>	-	<b>138,824,630.79</b>
Transfer to Consolidated Revenue Fund		-	-	-	-	-
<b>TOTAL CAPITAL REVENUE AVAILABLE</b>		-	-	<b>411,451,367.18</b>	-	<b>138,824,630.79</b>
<b>CAPITAL EXPENDITURE</b>						
Purchase of Fixed Assets - General	20A	130,000,000.00	326,500,000.00	184,371,122.24	142,128,877.76	41,782,811.24
Construction/Provision of Fixed Assets - General	20B	30,812,202.27	434,536,606.80	213,319,481.82	221,217,124.98	34,780,700.00
Rehabilitation/Repairs of Fixed Assets - General	20C	15,812,202.27	11,762,202.27	9,757,377.81	2,004,824.46	38,566,520.00
Preservation of the Environment - General	20D	-	-	-	-	-
Acquisition of Non Tangible Assets	20E	-	3,390,000.00	1,790,763.64	1,599,236.36	16,214,900.00
<b>TOTAL CAPITAL EXPENDITURE</b>		<b>176,624,404.54</b>	<b>776,188,809.07</b>	<b>409,238,745.51</b>	<b>366,950,063.56</b>	<b>131,344,931.24</b>
<b>CLOSING BALANCE</b>		-	-	<b>2,212,621.67</b>	-	<b>7,479,699.55</b>

## **STATEMENT OF ACCOUNTING POLICIES**

The following are the summaries of the significant accounting policies adopted by Billiri Local Government Council of Gombe State in the preparation of the accounts.

**a. Statement of Compliance and Basis of Preparation**

The financial statements have been prepared in accordance with and comply with International Public Sector Accounting Standards (IPSAS). The accounting policies have been consistently applied to all the years presented.

The financial statements have been prepared on the basis of historical cost, unless stated otherwise. The cash flow statement is prepared using the direct method. The financial statements are prepared on Cash Basis.

**b. Revenue**

Revenue from Federation Account Allocation Committee (FAAC), Independent Revenue, Capital Receipts and Other Revenues were recognized in the year they were actually received.

**c. Recurrent Expenditure**

They were considered in the financial statements in the year that payments were made.

**d. Capital Expenditure**

Expenditure of capital in nature were written off in the same year they were charged to the account.

NOTES	DESCRIPTION	NOTES	NOTES TO THE FINANCIAL STATEMENTS				
			APPROVED BUDGET 2018	FINAL BUDGET 2018	ACTUAL 2018	VARIANCE	ACTUAL 2017
			₦	₦	₦	₦	₦
1	<b>Government Share of FAAC (Statutory Revenue)</b>	1					
	Local Government Share of FAAC		1,585,707,579.00	1,585,707,579.00	1,692,323,797.98	106,616,219.0	1,128,492,756.97
	Allocation From State Government		322,222,928.00	322,222,928.00	4,003,126.14	(318,219,801.9)	21,174,018.89
	Excess Petroleum Profit Tax (PPT Revenue)		-	-	12,964,778.24	12,964,778.2	-
	Exchange Difference		-	-	50,639,863.53	50,639,863.5	90,875,252.30
	Refund From Paris Club		-	-	-	-	172,388,874.63
	Recovered Excess Bank Charges		-	-	1,299,217.58	1,299,217.6	-
	Equalisation		-	-	-	-	-
	Budget Augmentation		540,890,340.00	540,890,340.00	-	(540,890,340.0)	4,020,156.27
	Refund From Federal Government		-	-	-	-	-
	Stabilization Fund Receipts		-	-	-	-	4,363,412.64
	Local Government Share of VAT		555,468,392.00	555,468,392.00	705,687,673.67	150,219,281.7	364,120,691.21
	Local Government Share of Excess Crude Account		-	-	-	-	54,326,335.90
	<b>Statutory Revenue Total</b>		<b>3,004,289,239.00</b>	<b>3,004,289,239.00</b>	<b>2,466,918,457.14</b>	<b>(537,370,781.9)</b>	<b>1,839,761,498.81</b>
2	<b>Independent Revenue</b>						
	Personal Taxes	2A	20,000,000.00	20,000,000.00	13,014,500.00	(6,985,500.0)	9,811,200.00
	Licences - General	2B	12,862,800.00	12,862,800.00	14,226,800.00	1,364,000.0	10,724,900.00
	Fees - General	2E	20,000,000.00	20,000,000.00	5,200.00	(19,994,800.0)	4,000.00
	Fines - General	2F	111,550.00	111,550.00	-	(111,550.0)	-
	Sales - General	2G	2,669,000.00	2,669,000.00	181,900.00	(2,487,100.0)	137,100.00
	Earnings -General	2H	56,559,600.00	56,559,600.00	4,266,900.00	(52,292,700.0)	3,216,600.00
	Rent on Government Buildings - General	2I	2,223,700.00	2,223,700.00	14,800.00	(2,208,900.0)	11,200.00
	Rent on Land & Others - General	2J	834,800.00	834,800.00	-	(834,800.0)	-
	Repayments - General	2K	-	-	16,700.00	16,700.0	12,500.00
	Investment Income	2L	1,333,612.00	1,333,612.00	-	(1,333,612.0)	-
	Interest Earned	2M	62,277,487.00	62,277,487.00	-	(62,277,487.0)	-
	Rates	20	-	-	-	-	-
	Miscellaneous	2P	-	-	-	-	-
	<b>Independent Revenue Total</b>		<b>178,872,549.00</b>	<b>178,872,549.00</b>	<b>31,726,800.00</b>	<b>(147,145,749.0)</b>	<b>23,917,500.00</b>
3	<b>Other Revenue Sources and Capital Receipts</b>						
	Domestic Aids	3A	-	-	-	-	-
	Foreign Aids	3B	-	-	-	-	-
	Domestic Grants	3C	-	-	-	-	-
	Foreign Grants	3D	-	-	-	-	-
	Other Capital Receipts	5	-	-	-	-	-
	Domestic Loans/ Borrowings Receipt	6A	-	-	-	-	90,909,090.91
	International Loans/ Borrowings Receipt	6B	-	-	-	-	-
	Debt Forgiveness	7	-	-	-	-	-
	Extraordinary Items	8	-	-	-	-	-
	<b>Other Revenue Sources and Capital Receipts - Total</b>		<b>-</b>	<b>-</b>	<b>-</b>	<b>-</b>	<b>90,909,090.91</b>
	<b>TOTAL REVENUE</b>		<b>3,183,161,788.00</b>	<b>3,183,161,788.00</b>	<b>2,498,645,257.14</b>	<b>(684,516,530.9)</b>	<b>1,954,588,089.72</b>

NOTES	ECONOMIC CODE	DESCRIPTION	NOTES TO THE FINANCIAL STATEMENTS CONT'D				
			APPROVED BUDGET 2018	FINAL BUDGET 2018	ACTUAL 2018	VARIANCE	ACTUAL 2017
			₦	₦	₦	₦	₦
	1	<b>REVENUE</b>					
	11	<b>GOVERNMENT SHARE OF FAAC (STATUTORY REVENUE)</b>					
1	1101	<b>GOVERNMENT SHARE OF FAAC (STATUTORY REVENUE)</b>					
	110101	<b>LOCAL GOVERNMENT SHARE OF FAAC</b>					
	11010101	Local Government Share of FAAC	1,585,707,579.00	1,585,707,579.00	1,692,323,797.98	106,616,219.0	1,128,492,756.97
	11010104	Share of State IGR	322,222,928.00	322,222,928.00	4,003,126.14	(318,219,801.9)	21,174,018.89
	11010105	Excess Petroleum Profit Tax (PPT Revenue)			12,964,778.24	12,964,778.2	-
	11010106	Exchange Difference			50,639,863.53	50,639,863.5	90,875,252.30
	11010107	Refund from Paris Club			-	-	172,388,874.63
	11010108	Recovered Excess Bank Charges			1,299,217.58	1,299,217.6	-
	11010109	Equalisation			-	-	-
	11010110	Budget Augmentation	540,890,340.00	540,890,340.00	-	(540,890,340.0)	4,020,156.27
	11010111	Refund from Federal Government			-	-	-
	11010112	Stabilization Fund Receipts			-	-	4,363,412.64
	110102	<b>GOVERNMENT SHARE OF VAT</b>					
	11010201	Local Government Share of VAT	555,468,392.00	555,468,392.00	705,687,673.67	150,219,281.7	364,120,691.21
	110103	<b>GOVERNMENT SHARE OF EXCESS CRUDE ACCOUNT</b>					
	11010303	Local Government Share of Excess Crude Account			-	-	54,326,335.90
		<b>STATUTORY REVENUE TOTAL</b>	<b>3,004,289,239.00</b>	<b>3,004,289,239.00</b>	<b>2,466,918,457.14</b>	<b>(537,370,781.9)</b>	<b>1,839,761,498.81</b>
2	12	<b>INDEPENDENT REVENUE</b>					
	1201	<b>TAX REVENUE</b>					
2A	120101	<b>PERSONAL TAXES</b>					
	12010101	Community Development/Poll Tax			34,700.00	34,700.0	26,200.00
	12010104	Arrears: Community or Poll Tax			-	-	-
	12010105	Dev. Tax or Levy	2,285,700.00	2,285,700.00	-	(2,285,700.0)	-
	12010106	Arrears: Dev. Tax or Levy			-	-	-
	12010107	Cattle Tax (Where Applicable)	3,142,900.00	3,142,900.00	-	(3,142,900.0)	-
	12010108	Arrears: Cattle Tax (Where Applicable)	5,714,300.00	5,714,300.00	12,979,800.00	7,265,500.0	9,785,000.00
	12010109	Other Special Service Taxes (E.G. Electricity, Water, or Night Guard Rate)	4,285,700.00	4,285,700.00	-	(4,285,700.0)	-
	12010110	Arrears: Other Special Service Taxes (E.G. Electricity, Water, or Night Guard Rate)			-	-	-
	12010111	Produce Sales Tax	4,571,400.00	4,571,400.00	-	(4,571,400.0)	-
	12010112	Entertainment Tax			-	-	-
		<b>PERSONAL TAXES TOTAL</b>	<b>20,000,000.00</b>	<b>20,000,000.00</b>	<b>13,014,500.00</b>	<b>(6,985,500.0)</b>	<b>9,811,200.00</b>
	1202	<b>NON-TAX REVENUE</b>					
2B	120201	<b>LICENCES - GENERAL</b>					
	12020102	Goldsmiths & Gold Dealer Licenses			-	-	-
	12020105	Radio/Television Station Licenses	59,100.00	59,100.00	17,200.00	(41,900.0)	12,900.00
	12020107	Boats & Canoe (Small Craft ) License			-	-	-
	12020109	Registration of Voluntary Organizations	459,800.00	459,800.00	79,700.00	(380,100.0)	60,100.00
	12020110	Inland Water-Way License			-	-	-
	12020111	Bake House License	59,100.00	59,100.00	-	(59,100.0)	-
	12020112	Bicycles License & Hire Permits	78,800.00	78,800.00	-	(78,800.0)	-
	12020113	Brickmaking, Etc License	328,500.00	328,500.00	102,100.00	(226,400.0)	77,000.00
	12020114	Cart Licenses	46,000.00	46,000.00	-	(46,000.0)	-
	12020115	Dane Gun Licenses	190,500.00	190,500.00	13,263,000.00	13,072,500.0	9,998,400.00
	12020116	Cattle Dealer Licenses	85,400.00	85,400.00	-	(85,400.0)	-
	12020117	Dried Fish & Meat Licenses	197,100.00	197,100.00	-	(197,100.0)	-
	12020118	Pet (Dog) Licenses	669,800.00	669,800.00	44,700.00	(625,100.0)	33,700.00
	12020119	Fishing Permits			-	-	-
	12020120	Hawker'S Permits	919,900.00	919,900.00	20,000.00	(899,900.0)	15,100.00
	12020121	Hunting Permits	92,000.00	92,000.00	-	(92,000.0)	-
	12020122	Produce Buying Licenses	9,006,600.00	9,006,600.00	371,700.00	(8,634,900.0)	280,200.00
	12020123	Animal Health Certificate Licenses	670,200.00	670,200.00	-	(670,200.0)	-
	12020124	Abattoir/Slaughter Licenses			-	-	-
	12020125	Renewal of Fisher Licenses			143,000.00	143,000.0	107,800.00
	12020126	Hiring Services			105,000.00	105,000.0	79,100.00
	12020127	Borehole Drilling Licenses			38,500.00	38,500.0	29,000.00
	12020129	Cinematograph Licenses			41,900.00	41,900.0	31,600.00
	12020130	Liquor Licenses			-	-	-
	12020136	Trade Permit Licenses			-	-	-
	12020137	Motor Cycle Licence			-	-	-
	12020138	Hackney Permit Licence			-	-	-
	12020139	Buki Cigarettes Licence			-	-	-
	12020140	Auctioneer Licence			-	-	-
	12020141	Registration of Septic Tank Dislodging			-	-	-
	12020142	Pit Sawing Licence			-	-	-

NOTES	ECONOMIC CODE	DESCRIPTION	NOTES TO THE FINANCIAL STATEMENTS CONT'D				
			APPROVED BUDGET 2018	FINAL BUDGET 2018	ACTUAL 2018	VARIANCE	ACTUAL 2017
			₦	₦	₦	₦	₦
		<b>LICENCES TOTAL</b>	<b>12,862,800.00</b>	<b>12,862,800.00</b>	<b>14,226,800.00</b>	<b>1,364,000.00</b>	<b>10,724,900.00</b>
2E	<b>120204</b>	<b>FEES - GENERAL</b>	-	-	-	-	-
	12020404	Trade Union Fees	-	-	-	-	-
	12020417	Contractor Registration Fees	-	-	-	-	-
	12020418	Marriage/ Divorce Fees	-	-	-	-	-
	12020419	Attestation of Bachelorhood & Spinsterhood Fees	-	-	-	-	-
	12020425	Disinfection of Produce Fees	-	-	-	-	-
	12020426	Court Summons Fees	-	-	-	-	-
	12020427	Tender Fees	5,500,000.00	5,500,000.00	5,200.00	(5,494,800.00)	4,000.00
	12020436	Bill Board Advertisement Fees	-	-	-	-	-
	12020440	Medical Consultancy Fees	-	-	-	-	-
	12020441	Laboratory Fees	-	-	-	-	-
	12020442	Association Fees	-	-	-	-	-
	12020443	Birth & Death Registration Fees	-	-	-	-	-
	12020444	Burial Fees	-	-	-	-	-
	12020445	Change of Ownership Fees	-	-	-	-	-
	12020446	Agricultural/Vetinary Services Fees	12,000,000.00	12,000,000.00	-	(12,000,000.00)	-
	12020448	Development Levies	-	-	-	-	-
	12020449	Business/Trade Operating Fees	-	-	-	-	-
	12020450	Inspection Fees	-	-	-	-	-
	12020451	Timber & Forest Fees	2,500,000.00	2,500,000.00	-	(2,500,000.00)	-
	12020453	Applications Fees	-	-	-	-	-
	12020454	Parking Fees	-	-	-	-	-
	12020455	Learning Driving Test Fees	-	-	-	-	-
	12020456	Wharf Landing Fees	-	-	-	-	-
	12020457	Entertainment, Drumming and Temporary Both Permit Fees	-	-	-	-	-
	12020458	Control of Noise Permit Fees	-	-	-	-	-
	12020459	Naming of Street Registration Fees	-	-	-	-	-
	12020460	Tent At Sea Beech Permit Fees	-	-	-	-	-
	12020461	Beggars Minstrel Fees	-	-	-	-	-
	12020462	Open Air Preaching Permit Fees	-	-	-	-	-
	12020463	Dislodging of Septic Tank Charges	-	-	-	-	-
	12020464	Night Soil Disposal/Depot Fees	-	-	-	-	-
	12020465	Registration of Night Soil Contractors Fees	-	-	-	-	-
	12020466	Vault Fees	-	-	-	-	-
	12020467	Sand Dredging Fees	-	-	-	-	-
		<b>FEES TOTAL</b>	<b>20,000,000.00</b>	<b>20,000,000.00</b>	<b>5,200.00</b>	<b>(19,994,800.00)</b>	<b>4,000.00</b>
2F	<b>120205</b>	<b>FINES - GENERAL</b>	-	-	-	-	-
	12020501	Towing of Vehicle Fines and Fees	111,550.00	111,550.00	-	(111,550.00)	-
	12020502	Fines on Overdue Lost Library Books	-	-	-	-	-
	12020503	Impounding of Animals Fines	-	-	-	-	-
		<b>FINES TOTAL</b>	<b>111,550.00</b>	<b>111,550.00</b>	<b>-</b>	<b>(111,550.00)</b>	<b>-</b>
2G	<b>120206</b>	<b>SALES - GENERAL</b>	-	-	-	-	-
	12020601	Sales of Journal & Publications	752,800.00	752,800.00	-	(752,800.00)	-
	12020603	Sales of ID Cards	418,200.00	418,200.00	5,900.00	(412,300.00)	4,400.00
	12020604	Sales of Stores/Scraps/Unservicable Items	91,200.00	91,200.00	23,200.00	(68,000.00)	17,500.00
	12020605	Sales of Vaccines	83,600.00	83,600.00	-	(83,600.00)	-
	12020607	Sales of Consultancy Registration Forms	26,200.00	26,200.00	-	(26,200.00)	-
	12020608	Sales of Improved Seeds/Chemical	160,000.00	160,000.00	-	(160,000.00)	-
	12020609	Proceeds from Sales of Farm Produce	600,200.00	600,200.00	152,800.00	(447,400.00)	115,200.00
	12020610	Proceeds from Sales of Goods By Public Auctions	74,900.00	74,900.00	-	(74,900.00)	-
	12020611	Proceeds from Sales of Govt. Vehicles	-	-	-	-	-
	12020612	Proceeds from Sales of Drugs and Medications	403,700.00	403,700.00	-	(403,700.00)	-
	12020614	Sales of Govt. Buildings	58,200.00	58,200.00	-	(58,200.00)	-
	12020615	Sales of Uniforms	-	-	-	-	-
		<b>SALES TOTAL</b>	<b>2,669,000.00</b>	<b>2,669,000.00</b>	<b>181,900.00</b>	<b>(2,487,100.00)</b>	<b>137,100.00</b>
2H	<b>120207</b>	<b>EARNINGS -GENERAL</b>	-	-	-	-	-
	12020701	Earnings from Consultancy Services	124,800.00	124,800.00	-	(124,800.00)	-
	12020702	Earnings from Laboratory Services	641,800.00	641,800.00	-	(641,800.00)	-
	12020703	Earnings from Hire of Plants & Equipment	2,371,200.00	2,371,200.00	60,200.00	(2,311,000.00)	45,400.00
	12020704	Earnings from the Use of Govt. Vehicles	6,774,900.00	6,774,900.00	153,600.00	(6,621,300.00)	115,800.00
	12020705	Earnings from the Use of Govt. Halls	577,600.00	577,600.00	2,000.00	(575,600.00)	1,500.00
	12020706	Earnings from Toll Gates	-	-	-	-	-
	12020707	Earnings from Medical Services	1,782,900.00	1,782,900.00	117,500.00	(1,665,400.00)	88,600.00
	12020708	Earnings from Agricultural Produce	1,497,600.00	1,497,600.00	2,200.00	(1,495,400.00)	1,600.00
	12020709	Earnings from Tourism/Culture/Arts Centres	-	-	-	-	-
	12020710	Earnings from Guest Houses	-	-	-	-	-
	12020711	Earnings from Commercial Activities	42,788,800.00	42,788,800.00	3,931,400.00	(38,857,400.00)	2,963,700.00

NOTES TO THE FINANCIAL STATEMENTS CONT'D

NOTES	ECONOMIC CODE	DESCRIPTION	APPROVED	FINAL BUDGET	ACTUAL 2018	VARIANCE	ACTUAL 2017
			BUDGET 2018	2018			
			₦	₦	₦	₦	₦
	12020712	Earnings from Environmental Sanitation Services	-	-	-	-	-
		<b>EARNINGS TOTAL</b>	<b>56,559,600.00</b>	<b>56,559,600.00</b>	<b>4,266,900.00</b>	<b>(52,292,700.0)</b>	<b>3,216,600.00</b>
2I	<b>120208</b>	<b>RENT ON GOVERNMENT BUILDINGS - GENERAL</b>	-	-	-	-	-
	12020801	Rent on Govt. Quarters	581,600.00	581,600.00	-	(581,600.0)	-
	12020802	Rent on Govt. offices	1,320,000.00	1,320,000.00	-	(1,320,000.0)	-
	12020803	Rent on Govt Buildings	322,100.00	322,100.00	14,800.00	(307,300.0)	11,200.00
	12020804	Rent on Conference Centres	-	-	-	-	-
	12020805	Rent on Building At Aerodromes	-	-	-	-	-
		<b>RENT ON GOVERNMENT BUILDINGS TOTAL</b>	<b>2,223,700.00</b>	<b>2,223,700.00</b>	<b>14,800.00</b>	<b>(2,208,900.0)</b>	<b>11,200.00</b>
2J	<b>120209</b>	<b>RENT ON LAND &amp; OTHERS - GENERAL</b>	-	-	-	-	-
	12020901	Rent on Govt. Land	332,800.00	332,800.00	-	(332,800.0)	-
	12020903	Rents & Premium on the Allocation of Land	-	-	-	-	-
	12020904	Rents of Plots & Sites Services Programme	-	-	-	-	-
	12020905	Lease Rental	-	-	-	-	-
	12020906	Rents on Govt. Properties	502,000.00	502,000.00	-	(502,000.0)	-
		<b>RENT ON LAND &amp; OTHERS TOTAL</b>	<b>834,800.00</b>	<b>834,800.00</b>	<b>-</b>	<b>(834,800.0)</b>	<b>-</b>
2K	<b>120210</b>	<b>REPAYMENTS - GENERAL</b>	-	-	-	-	-
	12021002	Motor Vehicle Advances	-	-	-	-	-
	12021003	Bicycle Advances (Principal)	-	-	-	-	-
	12021004	Motor Vehicle Refurbishing Loan	-	-	-	-	-
	12021005	House Refurbishing Loan	-	-	16,700.00	16,700.0	12,500.00
	12021006	Refunds	-	-	-	-	-
		<b>REPAYMENTS TOTAL</b>	<b>-</b>	<b>-</b>	<b>16,700.0</b>	<b>16,700.0</b>	<b>12,500.00</b>
2L	<b>120211</b>	<b>INVESTMENT INCOME</b>	-	-	-	-	-
	12021101	Operating Surplus	-	-	-	-	-
	12021102	Dividend Received	1,333,612.00	1,333,612.00	-	(1,333,612.0)	-
	12021103	Other Investment Income	-	-	-	-	-
		<b>INVESTMENT INCOME TOTAL</b>	<b>1,333,612.0</b>	<b>1,333,612.0</b>	<b>-</b>	<b>(1,333,612.0)</b>	<b>-</b>
2M	<b>120212</b>	<b>INTEREST EARNED</b>	-	-	-	-	-
	12021201	Motor Vehicle Advances	-	-	-	-	-
	12021202	Bicycle Advances (Interest)	-	-	-	-	-
	12021203	Refurbishing Loan	-	-	-	-	-
	12021204	Furniture Loan	-	-	-	-	-
	12021205	Interest on Housing Loan	-	-	-	-	-
	12021206	Interest on Loans to States	-	-	-	-	-
	12021207	Interest on Loans to Lgas	3,500,000.00	3,500,000.00	-	(3,500,000.0)	-
	12021208	Interest on Loans to Government Owned Companies	-	-	-	-	-
	12021209	Interest on Debenure Loans	-	-	-	-	-
	12021210	Bank Interest	58,777,487.00	58,777,487.00	-	(58,777,487.0)	-
	12021211	Gains on Foreign Exchange	-	-	-	-	-
		<b>INTEREST EARNED TOTAL</b>	<b>62,277,487.00</b>	<b>62,277,487.00</b>	<b>-</b>	<b>(62,277,487.0)</b>	<b>-</b>
2O	<b>120214</b>	<b>RATES</b>	-	-	-	-	-
	12021401	Tenement Rate	-	-	-	-	-
	12021402	Penalty For Tenement Rate	-	-	-	-	-
	12021403	Arreas of Tenement Rate	-	-	-	-	-
	12021404	Ground Rent	-	-	-	-	-
	12021405	Federal Government Grant in Lieu of Tenement Rate	-	-	-	-	-
	12021406	State Government Grant in Lieu of Tenement Rate	-	-	-	-	-
		<b>RATES TOTAL</b>	<b>-</b>	<b>-</b>	<b>-</b>	<b>-</b>	<b>-</b>
2P	<b>120215</b>	<b>MISCELLANEOUS</b>	-	-	-	-	-
	12021501	Mortuary Hearse and Cemenry Earnings	-	-	-	-	-
	12021502	Recovery of Losses and Overpayments	-	-	-	-	-
	12021503	Payment in Lieu of Registration Notices	-	-	-	-	-
	12021504	Unclaimed Deposit	-	-	-	-	-
	12021505	Indigene Certificate	-	-	-	-	-
		<b>MISCELLANEOUS TOTAL</b>	<b>-</b>	<b>-</b>	<b>-</b>	<b>-</b>	<b>-</b>
3	13	<b>AID AND GRANTS</b>	-	-	-	-	-

NOTES	ECONOMIC CODE	DESCRIPTION	NOTES TO THE FINANCIAL STATEMENTS CONT'D					
			APPROVED BUDGET 2018	FINAL BUDGET 2018	ACTUAL 2018	VARIANCE	ACTUAL 2017	
			₦	₦	₦	₦	₦	
	1301	AID						
3A	130101	DOMESTIC AIDS	-	-	-	-	-	-
	13010101	Current Domestic Aids						
	13010102	Capital Domestic Aids						
		<b>DOMESTIC AIDS TOTAL</b>	<b>-</b>	<b>-</b>	<b>-</b>	<b>-</b>	<b>-</b>	<b>-</b>
3B	130102	FOREIGN AIDS	-	-	-	-	-	-
	13010201	Current Foreign Aids						
	13010202	Capital Foreign Aids						
		<b>FOREIGN AIDS TOTAL</b>	<b>-</b>	<b>-</b>	<b>-</b>	<b>-</b>	<b>-</b>	<b>-</b>
3C	130203	DOMESTIC GRANTS	-	-	-	-	-	-
	13020301	Current Domestic Grants						
	13020302	Capital Domestic Grants						
		<b>DOMESTIC GRANTS TOTAL</b>	<b>-</b>	<b>-</b>	<b>-</b>	<b>-</b>	<b>-</b>	<b>-</b>
3D	130204	FOREIGN GRANTS	-	-	-	-	-	-
	13020401	Current Foreign Grants						
	13020402	Capital Foreign Grants						
		<b>FOREIGN GRANTS TOTAL</b>	<b>-</b>	<b>-</b>	<b>-</b>	<b>-</b>	<b>-</b>	<b>-</b>
4	14	CAPITAL DEVELOPMENT FUND (CDF) RECEIPTS	-	-	-	-	-	-
	1401	TRANSFER FROM CONSOLIDATED REVENUE FUND TO CDF	-	-	-	-	-	-
	140101	TRANSFER FROM CONSOLIDATED REVENUE FUND TO CDF	-	-	-	-	-	-
	14010101	Transfer from CRF to CDF						
		<b>TRANSFER TO CDF TOTAL</b>	<b>-</b>	<b>-</b>	<b>-</b>	<b>-</b>	<b>-</b>	<b>-</b>
5	1402	OTHER CAPITAL RECEIPTS	-	-	-	-	-	-
	140202	OTHER CAPITAL RECEIPTS	-	-	-	-	-	-
	14020201	Other Capital Receipts to CDF						
	14020202	Sale of Fixed Assets						
		<b>OTHER CAPITAL RECEIPTS TOTAL</b>	<b>-</b>	<b>-</b>	<b>-</b>	<b>-</b>	<b>-</b>	<b>-</b>
6	1403	LOANS/ BORROWINGS RECEIPT	-	-	-	-	-	-
6A	140301	DOMESTIC LOANS/ BORROWINGS RECEIPT	-	-	-	-	-	-
	14030301	Domestic Loans/ Borrowings from Financial Institutions						90,909,090.91
	14030302	Domestic Loans/ Borrowings from Other Government						-
	14030303	Domestic Loans/ Borrowings from Other Entities/						-
		<b>DOMESTIC LOANS/ BORROWINGS TOTAL</b>	<b>-</b>	<b>-</b>	<b>-</b>	<b>-</b>	<b>-</b>	<b>90,909,090.91</b>
6B	140302	INTERNATIONAL LOANS/ BORROWINGS RECEIPT	-	-	-	-	-	-
	14030201	International Loans/ Borrowings from Financial Institutions						-
	14030202	International Loans/ Borrowings from Other Government						-
	14030203	International Loans/ Borrowings from Other Entities/						-
		<b>INTERNATIONAL LOANS/ BORROWINGS TOTAL</b>	<b>-</b>	<b>-</b>	<b>-</b>	<b>-</b>	<b>-</b>	<b>-</b>
7	1404	DEBT FORGIVENESS	-	-	-	-	-	-
7A	140401	FOREIGN DEBT FORGIVENESS	-	-	-	-	-	-
	14040101	Foreign Debt Forgiveness						-
7B	140402	DOMESTIC DEBT FORGIVENESS	-	-	-	-	-	-
	14040201	Domestic Debt Forgiveness						-
		<b>DEBT FORGIVENESS TOTAL</b>	<b>-</b>	<b>-</b>	<b>-</b>	<b>-</b>	<b>-</b>	<b>-</b>
8	1407	EXTRAORDINARY ITEMS	-	-	-	-	-	-
	140701	EXTRAORDINARY ITEMS	-	-	-	-	-	-
	14070101	Extraordinary Items						-
	14070102	Unspecified Revenue						-
		<b>EXTRAORDINARY ITEMS TOTAL</b>	<b>-</b>	<b>-</b>	<b>-</b>	<b>-</b>	<b>-</b>	<b>-</b>



NOTES TO THE FINANCIAL STATEMENTS CONT'D

NOTES	DESCRIPTION	NOTES	APPROVED BUDGET 2018	FINAL BUDGET 2018	ACTUAL 2018	VARIANCE	ACTUAL 2017
			₦	₦	₦	₦	₦
	<b>EXPENDITURES</b>						
10	<b>Personnel Cost</b>	10					
	Salary (Excluding CRF Charges Salaries/Allowances)	10A	618,132,655.00	628,132,655.00	617,575,613.97	10,557,041.0	656,083,616.10
	Overtime payments	10A	-	-	-	-	-
	Consolidated Revenue Charges - Salaries/Allowances	10A	-	17,000,000.00	16,949,090.91	50,909.1	-
	Salary Arrears	10A	-	-	-	-	-
	Allowances	10B	-	-	-	-	-
	Social Contributions	10C	-	-	-	-	-
	<b>Personnel Cost Total</b>		<b>618,132,655.00</b>	<b>645,132,655.00</b>	<b>634,524,704.88</b>	<b>10,607,950.1</b>	<b>656,083,616.10</b>
11	Government Contribution to Pension	11	-	-	-	-	-
12	Social Benefits	12	-	-	-	-	-
13	<b>Overhead Cost</b>						
	Travels and Transport - General	13A	203,762,317.00	78,207,097.00	38,429,609.09	39,777,487.9	8,749,800.00
	Utilities - General	13B	104,291,636.00	10,341,636.00	1,525,800.00	8,815,836.0	4,619,510.00
	Materials and Supplies - General	13C	7,711,372.00	31,804,372.00	18,295,278.82	13,509,093.2	9,315,090.91
	Maintenance Services - General	13D	42,563,690.00	44,784,190.00	30,071,462.77	14,712,727.2	5,163,376.48
	Training - General	13E	8,617,984.00	8,967,984.00	849,200.00	8,118,784.0	4,936,487.95
	Other Services - General	13F	175,543,000.00	107,043,000.00	69,127,715.41	37,915,284.6	37,866,137.02
	Consulting and Professional Services	13G	104,049,997.00	30,661,781.46	15,450,054.55	15,211,726.9	23,579,796.29
	Fuel and Lubricants	13H	1,000,000.00	-	-	-	-
	Financial Charges	13I	17,981,818.00	15,391,818.00	12,816,162.99	2,575,655.0	7,403,509.87
	Miscellaneous Expenses	13J	175,994,269.00	305,194,269.00	185,285,993.60	119,908,275.4	54,534,276.15
	<b>Overhead Cost Total</b>		<b>841,516,083.00</b>	<b>632,396,147.46</b>	<b>371,851,277.23</b>	<b>260,544,870.2</b>	<b>156,167,984.67</b>
14	<b>Loans and Advances</b>						
	Staff Loans and Advances	14A	-	-	-	-	-
	<b>Loans and Advances Total</b>		<b>-</b>	<b>-</b>	<b>-</b>	<b>-</b>	<b>-</b>
15	<b>Grants and Contributions</b>						
	Local Grants and Contributions	15A	1,122,774,871.46	915,380,402.46	884,149,535.86	21,230,866.6	787,453,654.37
	Foreign Grants and Contributions	15B	-	-	-	-	-
	<b>Grants and Contributions Total</b>		<b>1,122,774,871.46</b>	<b>915,380,402.46</b>	<b>884,149,535.86</b>	<b>21,230,866.6</b>	<b>787,453,654.37</b>
16	<b>Subsidies</b>						
	Subsidy to Government Owned Companies & Parastatals	16A	259,798,848.00	53,748,848.00	47,448,463.64	6,850,384.4	4,318,000.00
	Subsidy to Private Companies	16B	-	-	-	-	-
	<b>Subsidies Total</b>		<b>259,798,848.00</b>	<b>53,748,848.00</b>	<b>47,448,463.64</b>	<b>6,850,384.4</b>	<b>4,318,000.00</b>
17	<b>Public Debt Charges</b>						
	Foreign Interest/Discount - Treasury Bill	17A	-	-	-	-	-
	Domestic Interest/Discount	17B	-	-	-	-	59,554,890.45
	Interest - Internal Public Debt	17C	164,314,926.00	160,314,926.00	156,699,607.90	3,615,318.1	152,204,965.76
	<b>Public Debt Charges Total</b>		<b>164,314,926.00</b>	<b>160,314,926.00</b>	<b>156,699,607.90</b>	<b>3,615,318.1</b>	<b>211,759,856.21</b>
18	<b>Transfers</b>						
	Transfers to Other Funds	18A	-	-	-	-	-
	Transfers - Payments to Individuals	18B	-	-	-	-	-
	<b>Transfers - Total</b>		<b>-</b>	<b>-</b>	<b>-</b>	<b>-</b>	<b>-</b>
20	<b>Capital Expenditure</b>						
	Purchase of Fixed Assets	20A	130,000,000.00	326,500,000.00	184,371,122.24	142,128,877.8	41,782,811.24
	Construction/Provision of Fixed Assets	20B	30,812,202.27	434,536,606.80	213,319,481.82	221,217,125.0	34,780,700.00
	Rehabilitation/Repairs of Fixed Assets	20C	15,812,202.27	11,762,202.27	9,757,377.81	2,004,824.5	38,566,520.00
	Preservation of the Environment	20D	-	-	-	-	-
	Acquisition of Non Tangible Assets	20E	-	3,390,000.00	1,790,763.64	1,599,236.4	16,214,900.00
	<b>Capital Expenditure Total</b>		<b>176,624,404.54</b>	<b>776,188,809.07</b>	<b>409,238,745.51</b>	<b>366,950,063.6</b>	<b>131,344,931.24</b>
	<b>TOTAL EXPENDITURE</b>		<b>3,183,161,788.00</b>	<b>3,183,161,788.00</b>	<b>2,503,912,335.02</b>	<b>669,799,453.0</b>	<b>1,947,128,042.60</b>

NOTES TO THE FINANCIAL STATEMENTS CONT'D

NOTES	ECONOMIC CODE	DESCRIPTION	APPROVED BUDGET 2018 ₦	FINAL BUDGET 2018 ₦	ACTUAL 2018 ₦	VARIANCE ₦	ACTUAL 2017 ₦
	<b>2</b>	<b>EXPENDITURE</b>					
10	<b>21</b>	<b>Personnel cost</b>					
	<b>2101</b>	<b>Salaries and Wages</b>					
10A	<b>210101</b>	<b>Salaries and Wages</b>					
	21010101	Salary (Excluding CRF Charges Salaries/Allowances)	618,132,655.00	628,132,655.00	617,575,613.97	10,557,041.03	656,083,616.10
	21010102	Overtime Payments	-	-	-	-	-
	21010103	Consolidated Revenue Charges - Salaries/Allowances	-	17,000,000.00	16,949,090.91	50,909.09	-
	21010104	Salary Arrears	-	-	-	-	-
		<b>TOTAL</b>	<b>618,132,655.00</b>	<b>645,132,655.00</b>	<b>634,524,704.88</b>	<b>10,607,950.12</b>	<b>656,083,616.10</b>
	<b>2102</b>	<b>ALLOWANCES AND SOCIAL CONTRIBUTIONS</b>					
10B	<b>210201</b>	<b>Allowances</b>					
		<b>TOTAL</b>	<b>-</b>	<b>-</b>	<b>-</b>	<b>-</b>	<b>-</b>
	<b>22</b>	<b>OTHER RECURRENT COSTS</b>					
13	<b>2202</b>	<b>OVERHEAD COST</b>					
13A	<b>220201</b>	<b>TRAVEL AND TRANSPORT - GENERAL</b>					
	22020101	Local travels and transport: training	3,808,527.00	23,808,527.00	11,944,509.09	11,864,017.91	-
	22020102	Local travels and transport: others	35,197,718.00	31,348,570.00	13,396,200.00	17,952,370.00	4,131,500.00
	22020103	International travels & transport: training	-	10,500,000.00	5,778,000.00	4,722,000.00	1,782,100.00
	22020104	International travels: others	-	5,000,000.00	3,252,200.00	1,747,800.00	1,003,000.00
	22020105	Hotel Accommodation - Local	164,756,072.00	7,300,000.00	3,960,700.00	3,339,300.00	1,792,500.00
	22020106	Hotel Accommodation - International	-	-	-	-	-
	22020107	Hotel Accommodation - Local Training	-	-	-	-	-
	22020108	Hotel Accommodation - International Training	-	-	-	-	-
	22020109	Per Diems/Estacodes	-	250,000.00	98,000.00	152,000.00	40,700.00
		<b>TOTAL</b>	<b>203,762,317.00</b>	<b>78,207,097.00</b>	<b>38,429,609.09</b>	<b>39,777,487.91</b>	<b>8,749,800.00</b>
13B	<b>220202</b>	<b>UTILITIES - GENERAL</b>					
	22020201	Electricity Charges	100,000,000.00	4,000,000.00	164,300.00	3,835,700.00	4,054,810.00
	22020202	Telephone Charges	-	-	-	-	-
	22020203	Internet Access Charges	-	-	-	-	-
	22020204	Satellite Broadcasting Access Charges	-	2,000,000.00	939,000.00	1,061,000.00	389,500.00
	22020205	Water Rates	4,291,636.00	4,291,636.00	399,000.00	3,892,636.00	165,500.00
	22020206	Sewerage Charges	-	-	-	-	-
	22020207	Leased Communication Lines	-	50,000.00	23,500.00	26,500.00	9,700.00
	22020208	Software Charges/License Renewal	-	-	-	-	-
	22020209	Interactive Learning	-	-	-	-	-
	22020210	Multiyear Traffic Order	-	-	-	-	-
	22020211	Other Utility Charges	-	-	-	-	-
		<b>TOTAL</b>	<b>104,291,636.00</b>	<b>10,341,636.00</b>	<b>1,525,800.00</b>	<b>8,815,836.00</b>	<b>4,619,510.00</b>
13C	<b>220203</b>	<b>MATERIALS AND SUPPLIES - GENERAL</b>					
	22020301	Office Stationeries/Computer Consumables	1,031,372.00	17,031,372.00	8,968,897.00	8,062,475.00	7,997,990.91
	22020302	Books	-	-	-	-	-
	22020303	Newspapers	-	-	-	-	-
	22020304	Magazines and Periodicals	-	-	-	-	-
	22020305	Printing of Non Security Documents	1,000,000.00	-	-	-	-
	22020306	Printing of Security Documents	-	1,000,000.00	164,300.00	835,700.00	68,200.00
	22020307	Drugs/Laboratory/Medical Supplies	5,680,000.00	9,680,000.00	6,112,081.82	3,567,918.18	1,248,900.00
	22020308	Field and Camping Materials Supplies	-	-	-	-	-
	22020309	Uniforms and Other Clothing	-	-	-	-	-
	22020310	Teachind Aids/Instructional Materials	-	1,550,000.00	1,050,000.00	500,000.00	-
	22020311	Food stuff/Cartering Materials Supplies	-	-	-	-	-
	22020312	Chemicals and Reagents Materials Supplies	-	-	-	-	-
	22020313	Other Materials and Supplies	-	2,543,000.00	2,000,000.00	543,000.00	-
		<b>TOTAL</b>	<b>7,711,372.00</b>	<b>31,804,372.00</b>	<b>18,295,278.82</b>	<b>13,509,093.18</b>	<b>9,315,090.91</b>
13D	<b>220204</b>	<b>MAINTENANCE SERVICES GENERAL</b>					
	22020401	Maintenance of Motor Vehicles/Transport Equipment	-	9,000,000.00	8,023,500.00	976,500.00	9,700.00
	22020402	Maintenance of Office Furniture	1,743,190.00	1,743,190.00	117,300.00	1,625,890.00	48,700.00
	22020403	Maintenance of Office Building/Residential Qtrs	91,000.00	6,191,000.00	4,022,900.00	2,168,100.00	485,600.00
	22020404	Maintenance of Office/IT Equipment	-	-	-	-	-
	22020405	Maintenance of Plant and Generators	29,500.00	10,000,000.00	4,812,400.00	5,187,600.00	1,996,396.66
	22020406	Other Maintenance Services	700,000.00	10,500,000.00	7,286,562.77	3,213,437.23	638,300.00
	22020407	Maintenance of Air Conditioners	-	1,500,000.00	704,200.00	795,800.00	292,100.00
	22020408	Maintenance of Boats	-	-	-	-	-
	22020409	Maintenance of Railway Equipments	-	-	-	-	-
	22020410	Maintenance of Street Lights	-	-	-	-	-
	22020411	Maintenance of Communication Equipments	-	-	-	-	-

NOTES TO THE FINANCIAL STATEMENTS CONT'D

NOTES	ECONOMIC CODE	DESCRIPTION	APPROVED BUDGET 2018	FINAL BUDGET 2018	ACTUAL 2018	VARIANCE	ACTUAL 2017
			₦	₦	₦	₦	₦
	22020412	Maintenance of Market/Public Places	-	1,250,000.00	604,600.00	645,400.00	1,692,579.82
	22020413	Minor Road Maintenance	40,000,000.00	4,600,000.00	4,500,000.00	100,000.00	-
		<b>TOTAL</b>	<b>42,563,690.00</b>	<b>44,784,190.00</b>	<b>30,071,462.77</b>	<b>14,712,727.23</b>	<b>5,163,376.48</b>
			-	-	-	-	-
13E	<b>220205</b>	<b>TRAINING GENERAL</b>					
	22020501	Local Training	-	350,000.00	145,600.00	204,400.00	60,400.00
	22020502	International Training	-	-	-	-	-
	22020503	Other Trainings	8,617,984.00	8,617,984.00	703,600.00	7,914,384.00	291,800.00
	22020504	Seminars/Workshops and Conference	-	-	-	-	4,584,287.95
		<b>TOTAL</b>	<b>8,617,984.00</b>	<b>8,967,984.00</b>	<b>849,200.00</b>	<b>8,118,784.00</b>	<b>4,936,487.95</b>
			-	-	-	-	-
13F	<b>220206</b>	<b>OTHER SERVICE - GENERAL</b>					
	22020601	Security Services	120,543,000.00	62,543,000.00	44,102,042.69	18,440,957.31	28,245,909.75
	22020602	Office Rent	-	10,000,000.00	7,150,800.00	2,849,200.00	486,900.00
	22020603	Residential Rent	-	4,500,000.00	2,000,100.00	2,499,900.00	829,600.00
	22020604	Security Vote (Including Operations)	35,000,000.00	30,000,000.00	15,874,772.72	14,125,227.28	8,303,727.27
	22020605	Cleaning and Fumigation Services	-	-	-	-	-
	22020606	Land Uses Charges	-	-	-	-	-
	22020607	Rescue Service	20,000,000.00	-	-	-	-
		<b>TOTAL</b>	<b>175,543,000.00</b>	<b>107,043,000.00</b>	<b>69,127,715.41</b>	<b>37,915,284.59</b>	<b>37,866,137.02</b>
			-	-	-	-	-
13G	<b>220207</b>	<b>CONSULTING &amp; PROFESSIONAL SERVICE - GENERAL</b>					
	22020701	Financial Consulting	5,800,000.00	6,800,000.00	3,201,800.00	3,598,200.00	1,266,000.00
	22020702	Information Technology Consulting	-	45,000.00	21,700.00	23,300.00	9,000.00
	22020703	Legal Services	-	-	-	-	8,550,388.86
	22020704	Engineering Services	5,000,000.00	1,000,000.00	469,400.00	530,600.00	194,700.00
	22020705	Architectural Services	-	14,166,781.46	7,000,200.00	7,166,581.46	2,903,800.00
	22020706	Surveying Services	5,272,727.00	-	-	-	-
	22020707	Agricultural Consulting	65,000,000.00	-	-	-	-
	22020708	Medical Consulting	21,927,270.00	-	-	-	-
	22020709	Other Consultancy Services	1,050,000.00	8,050,000.00	4,161,500.00	3,888,500.00	6,568,852.88
	22020710	Auditing	-	600,000.00	595,454.55	4,545.45	4,087,054.55
		<b>TOTAL</b>	<b>104,049,997.00</b>	<b>30,661,781.46</b>	<b>15,450,054.55</b>	<b>15,211,726.91</b>	<b>23,579,796.29</b>
			-	-	-	-	-
13H	<b>220208</b>	<b>FUEL AND LUBRICANTS - GENERAL</b>					
	22020801	Motor Vehicle Fuel Cost	1,000,000.00	-	-	-	-
	22020802	Other Transport Equipments Fuel Cost	-	-	-	-	-
	22020803	Plant/Generator Fuel Cost	-	-	-	-	-
	22020804	Aircraft Fuel Cost	-	-	-	-	-
	22020805	Boat Fuel Cost	-	-	-	-	-
	22020806	Cooking Gas/Fuel Cost	-	-	-	-	-
		<b>TOTAL</b>	<b>1,000,000.00</b>	<b>-</b>	<b>-</b>	<b>-</b>	<b>-</b>
			-	-	-	-	-
13I	<b>220209</b>	<b>FINANCIAL CHARGES GENERAL</b>					
	22020901	Bank charges (Other Than Interest)	17,981,818.00	13,981,818.00	12,111,962.99	1,869,855.01	7,403,509.87
	22020902	Insurance Premium	-	-	-	-	-
	22020903	Loss on Foreign Exchange	-	-	-	-	-
	22020904	Other CRF Bank Charges	-	-	-	-	-
	22020905	Admin Charges (JAAC)	-	1,410,000.00	704,200.00	705,800.00	-
		<b>TOTAL</b>	<b>17,981,818.00</b>	<b>15,391,818.00</b>	<b>12,816,162.99</b>	<b>2,575,655.01</b>	<b>7,403,509.87</b>
			-	-	-	-	-
13J	<b>220210</b>	<b>MISCELLANEOUS EXPENSES - GENERAL</b>					
	22021001	Refreshment and Meals	10,000,000.00	10,000,000.00	3,122,200.00	6,877,800.00	1,295,100.00
	22021002	Honorarium and Sitting Allowance	12,000,000.00	6,100,000.00	2,993,000.00	3,107,000.00	1,241,600.00
	22021003	Publicity and Advertisements	18,000,000.00	19,750,000.00	10,650,086.36	9,099,913.64	3,061,258.56
	22021004	Medical Expenses - local	55,019,269.00	158,019,269.00	79,351,600.00	78,667,669.00	4,537,600.00
	22021006	Postage and Courier Services	-	-	-	-	-
	22021007	Welfare Packages	3,000,000.00	13,500,000.00	9,158,419.99	4,341,580.01	6,175,100.00
	22021008	Subscription to Professional Bodies	-	-	-	-	-
	22021009	Sporting Activities	1,000,000.00	6,500,000.00	4,097,800.00	2,402,200.00	870,100.00
	22021010	Direct Teaching and Laboratory Cost	-	50,000.00	23,500.00	26,500.00	9,700.00
	22021014	Annual Budget Expenses and Administration	15,000,000.00	1,000,000.00	600,000.00	400,000.00	-
	22021019	Medical Expenses - International	1,700,000.00	2,500,000.00	1,232,500.00	1,267,500.00	511,200.00
	22021020	Foreign Scholarship Scheme	-	12,000,000.00	5,732,000.00	6,268,000.00	4,327,500.00
	22021021	Special Days/Celebrations	-	-	-	-	1,152,800.00
	22021022	Youth Corpers Allowance	-	-	-	-	-
	22021023	Development Plan Preparation Expenses	-	-	-	-	1,116,677.29
	22021024	Final Account Preparation Expenses	275,000.00	5,275,000.00	4,813,636.36	461,363.64	-
	22021025	Other Miscellaneous Expenses	50,000,000.00	65,500,000.00	61,492,450.89	4,007,549.11	21,489,209.39
	22021026	Monitoring and Evaluation	-	-	-	-	-
	22021027	Daily Rate Allowances	10,000,000.00	5,000,000.00	2,018,800.00	2,981,200.00	837,400.00

NOTES TO THE FINANCIAL STATEMENTS CONT'D

NOTES	ECONOMIC CODE	DESCRIPTION	APPROVED	FINAL BUDGET	ACTUAL 2018	VARIANCE	ACTUAL 2017
			BUDGET 2018	2018			
			₦	₦	₦	₦	₦
	22021028	Election Logistic support	-	-	-	-	7,909,030.91
		<b>TOTAL</b>	<b>175,994,269.00</b>	<b>305,194,269.00</b>	<b>185,285,993.60</b>	<b>119,908,275.40</b>	<b>54,534,276.15</b>
14	<b>2203</b>	<b>LOANS AND ADVANCES</b>	-	-	-	-	-
14A	<b>220301</b>	<b>STAFF LOANS AND ADVANCES - GENERAL</b>	-	-	-	-	-
	22030101	Motor Cycle Advances	-	-	-	-	-
	22030102	Bicycle Advances	-	-	-	-	-
	22030103	Refurbishing Advances	-	-	-	-	-
	22030104	Correspondence Advances	-	-	-	-	-
	22030105	Spectacle Advances	-	-	-	-	-
	22030106	Motor Vehicle Advances	-	-	-	-	-
	22030107	Furnishing Advances	-	-	-	-	-
	22030108	Housing Loans	-	-	-	-	-
		<b>TOTAL</b>	<b>-</b>	<b>-</b>	<b>-</b>	<b>-</b>	<b>-</b>
15	<b>2204</b>	<b>GRANTS AND CONTRIBUTIONS - GENERAL</b>	-	-	-	-	-
15A	<b>220401</b>	<b>LOCAL GRANTS AND CONTRIBUTIONS</b>	-	-	-	-	-
	22040101	Grants to Other Government - Current	-	-	-	-	-
	22040102	Grants to Other Government - Capital	20,000,000.00	-	-	-	-
	22040103	Grants to Local government - Current	-	-	-	-	-
	22040104	Grants to Local Government - Capital	-	-	-	-	-
	22040105	Grants to Government Owned Companies - Current	-	-	-	-	-
	22040106	Grant to Government Owned Companies - Capital	-	-	-	-	-
	22040107	Grants to Private Companies - Current	-	-	-	-	-
	22040108	Grants to Private Companies - Capital	-	-	-	-	-
	22040109	Grants to Communities/NGO's	91,000,000.00	2,100,000.00	1,119,800.00	980,200.00	-
	22040110	Contribution to State University	906,720,402.46	168,720,402.46	164,520,147.78	4,200,254.68	111,587,604.73
	22040111	Grants/Allocation to Development Areas	15,384,189.00	-	-	-	800,000.00
	22040112	Contribution to Traditional Councils	25,000,000.00	49,000,000.00	48,094,286.32	905,713.68	43,754,090.93
	22040113	Contribution to Ministry for Local Government Affairs	-	16,700,000.00	15,919,030.92	780,969.08	29,718,445.74
	22040115	Contribution to Local Government Education Authority	-	543,500,000.00	532,858,485.85	10,641,514.15	515,007,663.33
	22040116	Contribution to Primary Health Care Development Agency	-	360,000.00	351,654.55	8,345.45	9,198,795.45
	22040117	Contribution to Local government Staff Pension Board	54,670,280.00	125,000,000.00	121,286,130.44	3,713,869.56	69,220,071.98
	22040118	Contribution to Local Government Service Commission	-	-	-	-	8,166,982.21
	22040119	Contribution to Auditor General Local Government	-	-	-	-	-
	22040120	Contingency	10,000,000.00	10,000,000.00	-	-	-
		<b>TOTAL</b>	<b>1,122,774,871.46</b>	<b>915,380,402.46</b>	<b>884,149,535.86</b>	<b>21,230,866.61</b>	<b>787,453,654.37</b>
16	<b>2205</b>	<b>SUBSIDIES GENERAL</b>	-	-	-	-	-
16A	<b>220501</b>	<b>SUBSIDY TO GOVERNMENT OWNED COMPANIES &amp; PARASTATALS</b>	-	-	-	-	-
	22050101	Subsidy to Government Owned Companies	-	-	-	-	-
	22050102	Meals subsidy to Government Schools	165,050,000.00	9,000,000.00	4,462,100.00	4,537,900.00	2,472,200.00
	22050104	Petroleum Subsidy	-	-	-	-	-
	22050106	Agricultural Inputs Subsidy	60,748,848.00	30,748,848.00	28,800,000.00	1,948,848.00	-
	22050107	Health Subsidy	-	-	550,000.00	-	-
	22050108	Religious Pilgrimage Subsidy	34,000,000.00	14,000,000.00	13,636,363.64	363,636.36	1,845,800.00
		<b>TOTAL</b>	<b>259,798,848.00</b>	<b>53,748,848.00</b>	<b>47,448,463.64</b>	<b>6,850,384.36</b>	<b>4,318,000.00</b>
16B	<b>220502</b>	<b>SUBSIDY TO PRIVATE COMPANIES</b>	-	-	-	-	-
	22050201	Subsidy to Private Companies	-	-	-	-	-
		<b>TOTAL</b>	<b>-</b>	<b>-</b>	<b>-</b>	<b>-</b>	<b>-</b>
17	<b>2206</b>	<b>PUBLIC DEBT CHARGES</b>	-	-	-	-	-
17A	<b>220601</b>	<b>FOREIGN INTEREST / DISCOUNT - TREASURY BILL</b>	-	-	-	-	-
	22060101	Foreign Interest/Discount - Treasury Bill	-	-	-	-	-
	22060102	Foreign Interest/Discount - Short term Borrowings	-	-	-	-	-
		<b>TOTAL</b>	<b>-</b>	<b>-</b>	<b>-</b>	<b>-</b>	<b>-</b>
17B	<b>220602</b>	<b>DOMESTIC INTEREST / DISCOUNT</b>	-	-	-	-	-
	22060201	Domestic Interest/Discount - Treasury Bill	-	-	-	-	-
	22060202	Domestic Interest/Discount - Short term Borrowings	-	-	-	-	-
	22060203	Settlement of Liabilities	-	-	-	-	59,554,890.45
		<b>TOTAL</b>	<b>-</b>	<b>-</b>	<b>-</b>	<b>-</b>	<b>59,554,890.45</b>
17C	<b>220603</b>	<b>INSURANCE PREMIUM</b>	-	-	-	-	-
	22060301	Interest - Internal Public Debt	164,314,926.00	160,314,926.00	156,699,607.90	3,615,318.10	152,204,965.76

NOTES TO THE FINANCIAL STATEMENTS CONT'D

NOTES	ECONOMIC CODE	DESCRIPTION	APPROVED	FINAL BUDGET	ACTUAL 2018	VARIANCE	ACTUAL 2017
			BUDGET 2018	2018			
			₦	₦	₦	₦	₦
		<b>TOTAL</b>	<b>164,314,926.00</b>	<b>160,314,926.00</b>	<b>156,699,607.90</b>	<b>3,615,318.10</b>	<b>152,204,965.76</b>
18	<b>2207</b>	<b>TRANSFERS</b>					
18A	<b>220701</b>	<b>TRANSFERS TO OTHER FUNDS</b>					
	22070101	Transfer to CDF	-	-	-	-	-
	22070102	Transfer to Sovereign Wealth Fund	-	-	-	-	-
	22070103	Transfer to Sinking Fund	-	-	-	-	-
	22070105	Transfer to Contingencies Fund	-	-	-	-	-
	22070109	Transfer to Joint Project Account (MLGA)	-	-	-	-	-
		<b>TOTAL</b>	<b>-</b>	<b>-</b>	<b>-</b>	<b>-</b>	<b>-</b>
20	<b>23</b>	<b>CAPITAL EXPENDITURE GENERAL</b>					
20A	<b>230101</b>	<b>PURCHASE OF FIXED ASSETS - GENERAL</b>					
	23010101	Purchase/Acquisition of Land					
	23010102	Purchase of Office Building					1,564,900.00
	23010103	Purchase of Residential Buildings					
	23010104	Purchase of Motor Cycles					
	23010105	Purchase of Motor Vehicles	100,000,000.00	156,000,000.00	97,351,047.24	58,648,952.76	40,217,911.24
	23010106	Purchase of Vans					
	23010107	Purchase of Trucks					
	23010108	Purchase of Buses					
	23010109	Purchase of Sea Boats					
	23010110	Purchase of Ships					
	23010111	Purchase of Trains					
	23010112	Purchase of Office Furniture and Fittings					
	23010113	Purchase of Computers					
	23010114	Purchase of Computer Printers					
	23010115	Purchase of Photocopying Machines					
	23010116	Purchase of Typewriters					
	23010117	Purchase of Shredding Machines					
	23010118	Purchase of Scanners					
	23010119	Purchase of Power Generating Set		7,500,000.00	6,612,275.00	887,725.00	
	23010120	Purchase of Canteen/ Kitchen Equipment					
	23010121	Purchase of Residential Furniture					
	23010122	Purchase of Health/Medical Equipment					
	23010123	Purchase of Fire Fighting Equipment					
	23010124	Purchase of Teaching/Learning Aid Equipment					
	23010125	Purchase of Library Books & Equipment					
	23010126	Purchase of Sporting/Gaming Equipment					
	23010127	Purchase of Agricultural Equipment/Irrigation	30,000,000.00	95,000,000.00	46,639,200.00	48,360,800.00	
	23010128	Purchase of Security Equipment					
	23010129	Purchase of Industrial Equipment					
	23010130	Purchase of Recreational Facilities					
	23010131	Purchase of Air Navigational Equipment					
	23010132	Purchase of Defense Equipment					
	23010133	Purchase of Surveying Equipment					
	23010134	Purchase of Diving Equipment					
	23010135	Kitting of Armed Forces Personnel					
	23010136	Baam Salatuting and Ceremonials					
	23010137	Purchase of Ship Spare/maintenance					
	23010138	Purchase of Aero Spares/Maintenance					
	23010139	Purchase of fertilizer		68,000,000.00	33,768,600.00	34,231,400.00	
		<b>PURCHASE OF FIXED ASSETS -TOTAL</b>	<b>130,000,000.00</b>	<b>326,500,000.00</b>	<b>184,371,122.24</b>	<b>142,128,877.76</b>	<b>41,782,811.24</b>
20B	<b>230201</b>	<b>CONSTRUCTION/PROVISION OF FIXED ASSETS - GENERAL</b>					
	23020101	Construction/Provision of Office Buildings					
	23020102	Construction/Provision of Residential Buildings	30,812,202.27	45,812,202.27	22,512,500.00	23,299,702.27	26,011,700.00
	23020103	Construction/Provision of Electricity		2,100,000.00	1,818,181.82	281,818.18	
	23020104	Construction/Provision of Housing					
	23020105	Construction/Provision of Water Facilities		180,812,202.27	87,682,400.00	93,129,802.27	1,187,700.00
	23020106	Construction/Provision of Hospital/Health Centers		55,812,202.27	27,015,000.00	28,797,202.27	
	23020107	Construction/Provision of Public Schools					
	23020110	Construction/Provision of Fire Fighting Stations					
	23020111	Construction/Provision of Libraries					
	23020112	Construction/Provision of Sporting Facilities					
	23020113	Construction/Provision of Agricultural Facilities					
	23020114	Construction/Provision of Roads					
	23020115	Construction/Provision of Rail- ways					
	23020116	Construction/Provision of Water -Ways					3,426,900.00
	23020117	Construction/Provision of Airport/Aerodromes					
	23020118	Construction/Provision of Infrastructure					
	23020119	Construction/Provision of Recreational Facilities		100,000,000.00	49,527,600.00	50,472,400.00	
	23020122	Construction of Boundary Pillars/Right Ways					

NOTES TO THE FINANCIAL STATEMENTS CONT'D							
NOTES	ECONOMIC CODE	DESCRIPTION	APPROVED BUDGET 2018	FINAL BUDGET 2018	ACTUAL 2018	VARIANCE	ACTUAL 2017
			₱	₱	₱	₱	₱
	23020123	Construction of Traffic Lights/Street Lights			-	-	-
	23020124	Construction of Markets/Parks		50,000,000.00	24,763,800.00	25,236,200.00	-
	23020125	Construction of Power generating Plants			-	-	-
	23020126	Construction/Provision of Cemeteries			-	-	4,154,400.00
	23020127	Construction/Provision of ICT Infrastructures			-	-	-
		<b>CONSTRUCTION/PROVISION OF FIXED ASSETS - TOTAL</b>	<b>30,812,202.27</b>	<b>434,536,606.80</b>	<b>213,319,481.82</b>	<b>221,217,124.98</b>	<b>34,780,700.00</b>
20C	<b>230301</b>	<b>REHABILITATION/REPAIRS OF FIXED ASSETS - GENERAL</b>					
	23030101	Rehabilitation/Repairs - Residential Building			-	-	3,099,600.00
	23030102	Rehabilitation/Repairs - Electricity	2,000,000.00	1,200,000.00	1,115,135.51	84,864.49	19,817,520.00
	23030103	Rehabilitation/Repairs - Housing			-	-	-
	23030104	Rehabilitation/Repairs - Water Facilities	10,000,000.00	8,750,000.00	8,642,242.30	107,757.70	14,649,400.00
	23030105	Rehabilitation/Repairs - Hospital/Health Centers			-	-	-
	23030106	Rehabilitation/Repairs - Public Schools			-	-	-
	23030109	Rehabilitation/Repairs - Fire Fighting Stations			-	-	-
	23030110	Rehabilitation/Repairs - Libraries			-	-	-
	23030111	Rehabilitation/Repairs - Sporting Facilities			-	-	-
	23030112	Rehabilitation/Repairs - Agricultural Facilities			-	-	-
	23030113	Rehabilitation/Repairs - Roads	3,812,202.27	1,812,202.27	-	1,812,202.27	-
	23030114	Rehabilitation/Repairs - Rail Ways			-	-	-
	23030115	Rehabilitation/Repairs - Water Ways			-	-	-
	23030116	Rehabilitation/Repairs - Air Port/Aerodromes			-	-	-
	23030118	Rehabilitation/Repairs - Recreational Facilities			-	-	-
	23030119	Rehabilitation/Repairs - Air Navigational Equipment			-	-	-
	23030121	Rehabilitation/Repairs - Office Buildings			-	-	1,000,000.00
	23030122	Rehabilitation/Repairs - Boundaries			-	-	-
	23030123	Rehabilitation/Repairs - Traffic/Street Lights			-	-	-
	23030124	Rehabilitation/Repairs - Markets/parks			-	-	-
	23030125	Rehabilitation/Repairs - Power Generating Plants			-	-	-
	23030126	Rehabilitation/Repairs of Cemeteries			-	-	-
	23030127	Rehabilitation/Repairs -ICT Infrastructures			-	-	-
		<b>REHABILITATION/REPAIRS OF FIXED ASSETS - TOTAL</b>	<b>15,812,202.27</b>	<b>11,762,202.27</b>	<b>9,757,377.81</b>	<b>2,004,824.46</b>	<b>38,566,520.00</b>
20D	<b>230401</b>	<b>PRESERVATION OF THE ENVIRONMENT - GNENRAL</b>					
	23040101	Tree Planting			-	-	-
	23040102	Erosion & Flood Control			-	-	-
	23040103	Wild life Conservation			-	-	-
	23040104	Industrial Pollution Preservation & Control			-	-	-
	23040105	Water Pollution Prevention & Control			-	-	-
		<b>PRESERVATION OF THE ENVIRONMENT - TOTAL</b>	<b>-</b>	<b>-</b>	<b>-</b>	<b>-</b>	<b>-</b>
20E	<b>230501</b>	<b>ACQUISITION OF NON TANGIBLE ASSETS</b>					
	23050101	Research and Development			-	-	16,214,900.00
	23050102	Computer Software Acquisition			-	-	-
	23050103	Monitoring and Evaluation			-	-	-
	23050104	Anniversaries/Celebration		3,390,000.00	1,790,763.64	1,599,236.36	-
	23050107	Margin For Increase In Costs			-	-	-
	23050128	Repayment of Capital Loan			-	-	-
		<b>ACQUISITION OF NON TANGIBLE ASSETS - TOTAL</b>	<b>-</b>	<b>3,390,000.00</b>	<b>1,790,763.64</b>	<b>1,599,236.36</b>	<b>16,214,900.00</b>
		<b>CAPITAL EXPENDITURE TOTAL</b>	<b>176,624,404.54</b>	<b>776,188,809.07</b>	<b>409,238,745.51</b>	<b>366,950,063.56</b>	<b>131,344,931.24</b>

**NOTES TO THE FINANCIAL STATEMENTS CONT'D**

<b>NOTES</b>	<b>2018</b>	<b>2017</b>
<b>21 OPERATING BANK BALANCES</b>	<b>₦</b>	<b>₦</b>
UNITY BANK	69,552.45	3,049,680.95
ZENITH BANK	2,143,069.22	4,430,018.60
	<u><b>2,212,621.67</b></u>	<u><b>7,479,699.55</b></u>
 <b>29 PUBLIC FUNDS</b>		
Consolidated Revenue Fund - Surplus/(Deficit)	-	-
Capital Development Fund - Surplus/(Deficit)	2,212,621.67	7,479,699.55
	<u><b>2,212,621.67</b></u>	<u><b>7,479,699.55</b></u>